


1. 切断注意，请勿将手伸入 (CUT Keep hands away)



HIGH SPEED DO NOT PUT HANDS NEAR IT WHEN MACHINE OPERATION.



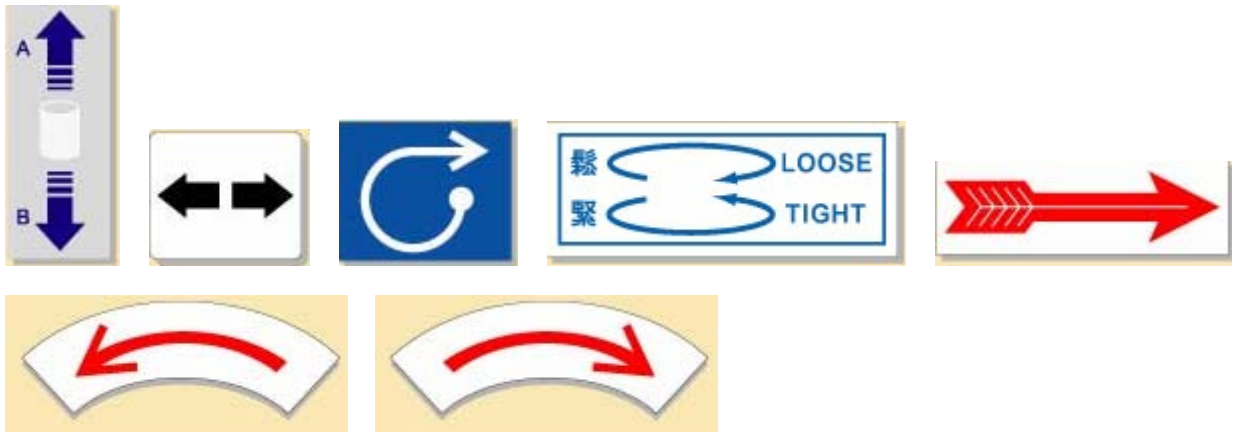
2. 危险区域 请勿靠近 (DANGEROUS ZONE Keep Clear)



3. 旋转注意，请勿将异物手指伸入 (ROTATING KEEP HANDS AND ANY OBJECT AWAY)



4. 转向标志:



5. 危险注意，禁止触摸。





KEEP HANDS CLEAR OF MOVING PARTS.



DO NOT PUT HANDS INTO SAFETY GUARD WHEN MACHINE IS WORKING.



6. 接地 (GROUNDING)



ELECTRIC SHOCK Keep ground wire connected.




7. 触电危险 (electric shock)



ELECTRIC SHOCK Operate Carefully



HIGH VOLTAGE ELECTRIC SHOCK OPERATE CAREFULLY



ON LINE Do not working



HAZARDOUS VOLTAGE POWER CONNECTOR



HAZARDOUS VOLTAGE BREAKER



door

打开电器箱门请先关闭电源 Please turn off the power before opening the



无熔丝断路器 CIRCUIT BREAKERS



触电注意 插入单元插座 ELECTRIC SHOCK Plug-in outlet



8. 高压电(high voltage)




触电危险 维修时请关闭电源 ELECTRIC SHOCK

Turn power off when maintenance.



Hazardous voltages inside of control system. Power off when maintenance.



HIGH VOLTAGE disconnect power before exchanging off checking electrical motor.



high voltage do not touch

9. 与电有关的

紧急停止 EMERGENCY STOP





AC 300V 3ϕ

AC 220V 1ϕ

AC 110V 1ϕ

AC 220V 3ϕ

AC 415V 3ϕ

10. 高温注意，请勿碰触 (high temperature don't touch)



10. 维护保养 ()



feeding oil hole specific oil for e.d.m.



Remove supporting before operating



under here regular to check infuse grease



在此下方请每月加黄油 under here infuse grease every month



在此下方請定期檢查加黃油 under here regular to check infuse grease



此下方請定期檢查加潤滑油 under here regular to check pour lubricant



under here regular to check pour lubricant



oil feeding pipe for cooler 冷卻進油管



oil drain valve for cooler 冷卻出油閥

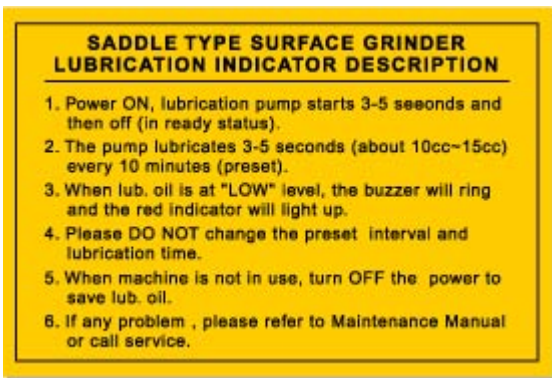


oil drain valve for dirty oil 污油排油閥

saddle type surface grinder

lubrication indicator description

- 1). power on. Lubrication pump starts 3-5 seconds and then off (in ready status).
- 2)the pump lubricates 3-5 seconds (about 10cc~15cc)every 10 minutes (preset)
- 3)when lub. Oil is at "low" level, the buzzer will ring and the red indicator will light up.
- 4)please DO NOT change the preset interval and lubrication time
- 5)when machine is not in use, turn OFF the power to save lub. Oil.
- 6)if any problem, please refer to maintenance manual or call service.



11. 操作()



don't



don't operate



12.环境



压下危险 请勿进入危险物下方。进行维修之前，仍须设定 LOCKOUT

TAGOUT



危险区域， 指定人员以外禁止进入



机械臂危险区域 进入安全栅时，请先停止



	<p>WARNING</p> <p>撞擊注意 請勿進入危險區域</p>
	<p>CRUSH Hazardous zone no entry</p>

	<p>WARNING</p> <p>禁止穿越區域 NEVER ENTER THROUGH THIS AREA</p>
---	--

<p>DANGER</p>	
	<p>嚴禁敲擊 DO NOT HAMMER</p>

	<p>WARNING</p> <p>禁止進入 除指定人員之外 DO NOT ENTER Never enter except a person the charge.</p>
--	---

<p>DANGER</p>	
	<p>嚴禁踐踏 DO NOT TRAMP</p>

	<p>DANGER</p> <p>DO NOT STAND ON BED Driving from the bed may result in injury from machinery or falling.</p>
---	---

	<p>DANGER</p> <p>NO ENTRY Automatic machinery in operation Authorized personnel only.</p>
--	---

	<p>WARNING</p> <p>Mind your head from the obstructive angle</p>
---	--

